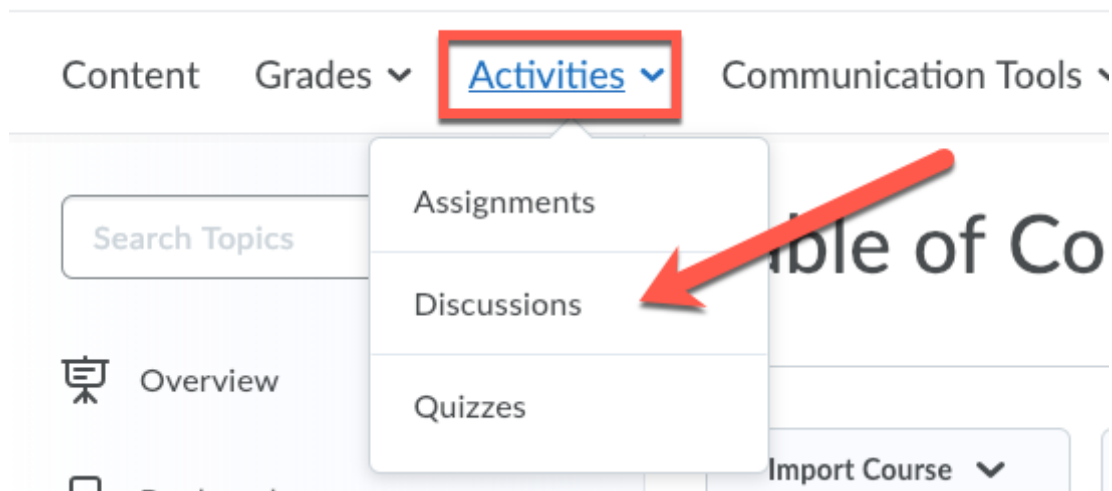




Grading a Discussion using a Rubric

This handout is for grading a Discussion with a rubric. For other options and how to create and use Rubrics please visit our web page at tamuc.edu/oat.

1. Access the course and then the discussion you want to grade with a rubric with by clicking on “**Activities**” on the Navigation bar and then selecting “**Discussions**.”



2. Click on the dropdown icon next to the discussion you want to grade and select “Assess Topic”

Content Grades ▾ Activities ▾ Communication Tools ▾ YouSeeU-

Discussions

Discussions List Subscriptions Grouped Section Restrictions Statistics

New ▾ More Actions ▾

Filter by: Unread Unapproved

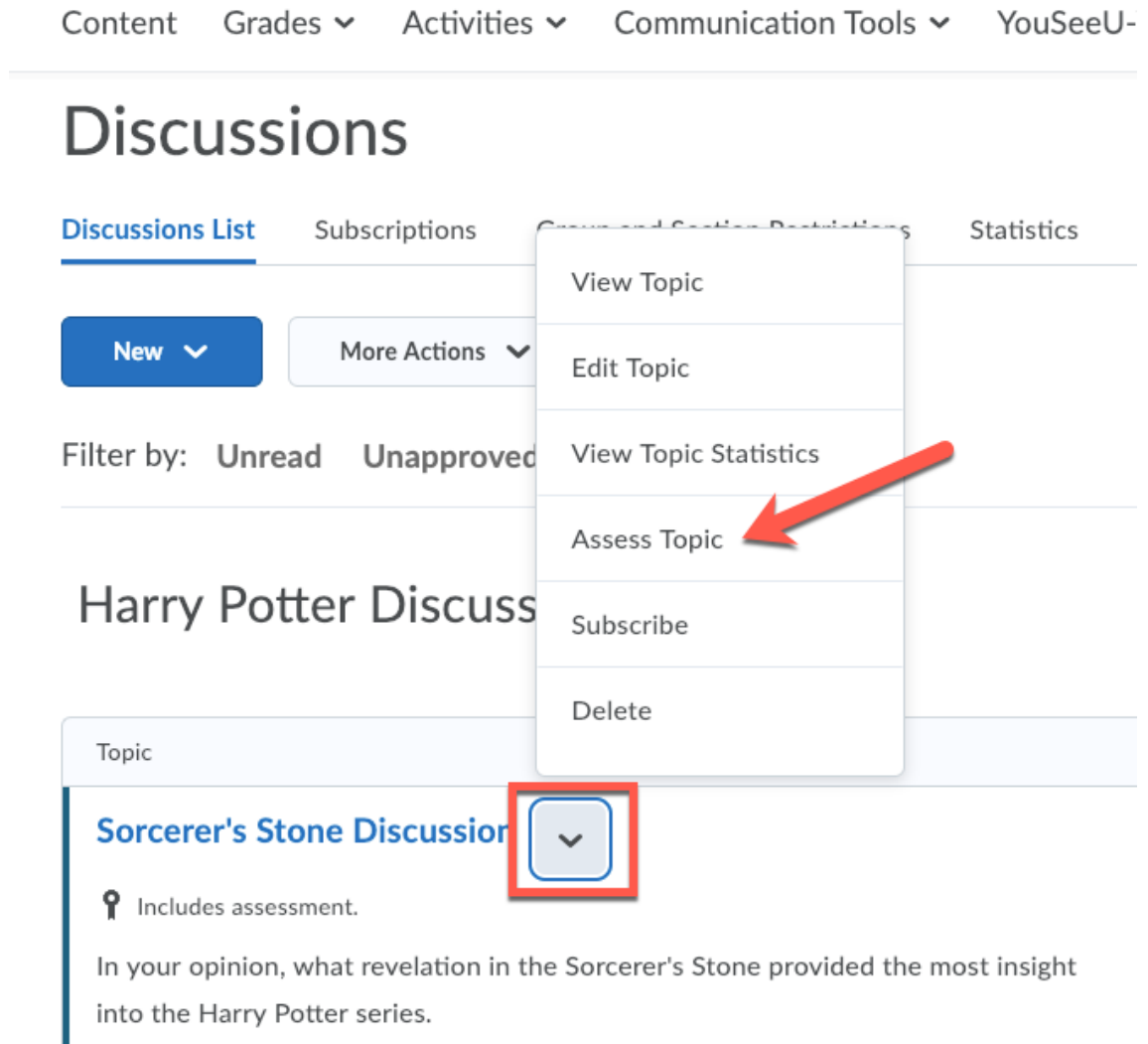
Harry Potter Discuss

Topic

Sorcerer's Stone Discussion ▾

🔑 Includes assessment.

In your opinion, what revelation in the Sorcerer's Stone provided the most insight into the Harry Potter series.



- Click on the student submission that you want to grade.

Assess Topic - Sorcerer's Stone Discussion

Publish All Scores Retract All Scores Manage Columns

Users Assessments


View By: User Apply

Search For... Show Search Options

View Options
Show Topic Score

Last Name ▲, First Name	Score	Status
Barboza, Jocelyne		
Topic Score	0 / 20 (0%)	<input type="checkbox"/> Draft

- Review the discussion posts located below the rubric. When you are ready to grade, use the rubric to grade discussion by clicking on the box that corresponds with the student's performance. You can also enter specific feedback or the rationale for your decision by clicking the "Add Feedback" box. The running total will show in the Topic Score box.



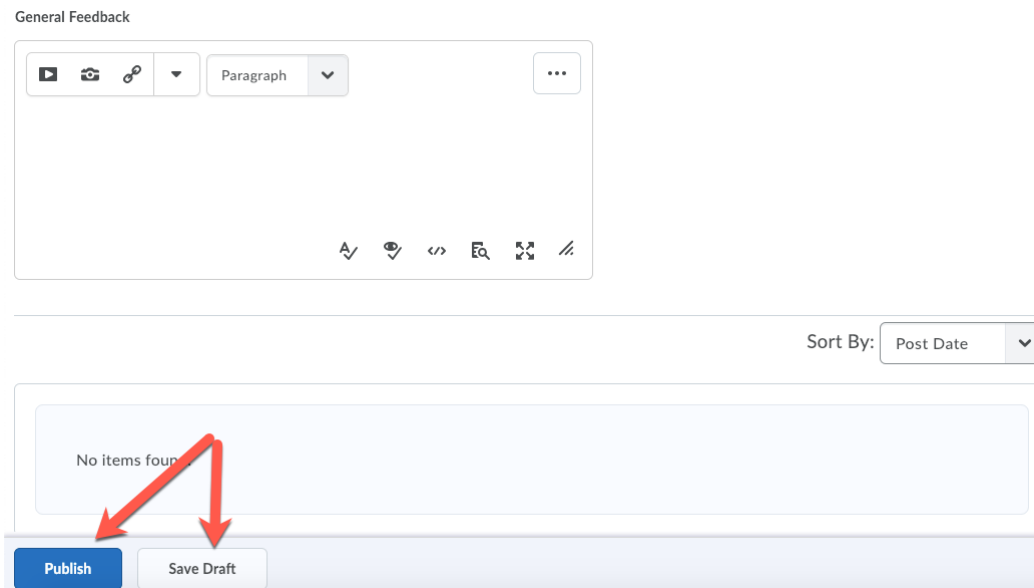
Jocelyne Barboza
0 posts

Topic Score: / 20

✓ Saved

Discussion Content	Exceeds Expectations 10 points	Meets Expectations 8 points	Approaching Expectations 6 points	Not completed 0 points	
Prepared a response that accurately addresses the requirements of the discussion. Add Feedback	Exemplary; completed with no discernible deficiencies; exceeds expectations; advanced level of preparedness / exceptional understanding <input checked="" type="checkbox"/>	Completed with few deficiencies; at expected level; satisfactory; demonstrated expected level of preparedness and/or understanding	Completed with multiple minor deficiencies; overall below graduate level; indicative of below average preparedness or understanding	Not completed or completed insufficiently; demonstrated no preparedness or no understanding	10 / 10

- When you are done using the rubric to grade the assignment and have added any additional feedback, click on the **“Publish”** button if you want to immediately release the grade to the gradebook or the **“Save Draft”** button if you want to wait and release all student grades at once.



- After you click the **“Publish”** or **“Save Draft”** button, it will take you back to the Assess Topic Screen. If you opted for the **“Save Draft”** option, once you have completed evaluating all of the submissions, return to the **“Assess Topic”** page and click on the **“Publish All Scores”** button to publish the grades to the gradebook.

Assess Topic - Sorcerer's Stone Discussion

